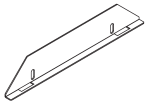
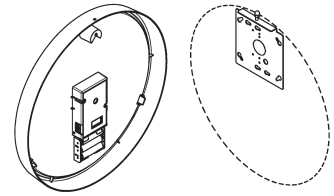


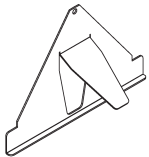
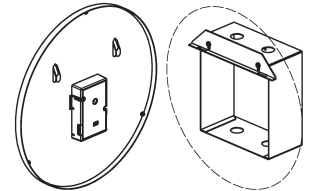
Anti-Sway Surface Hanger Bracket

Included with all *Surface* and *Low Profile Surface* clocks. Mounts to wall or to Single Gang/Handy/Double Gang/4 Square electrical boxes.



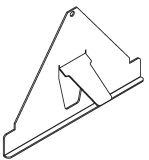
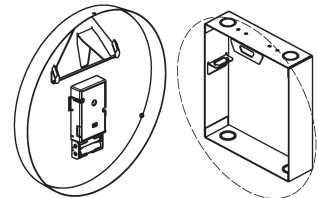
Flush Mount Hanger Bracket

Included with all *Flush* clocks. Mounts to National Time 143 Wall Box installed flush with the wall surface. 143 Wall Box ordered separately (Part Number: 143).



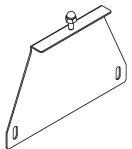
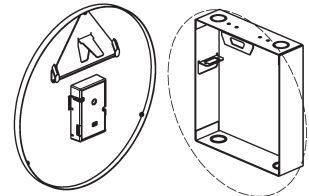
LR-12ADAPT-ST : Single Tab Mounting Adapter (Low Profile Steel)

Adapter plate allowing standard two tab mounting clocks to be used as single tab mounted clocks on clock boxes of other manufacturers like Simplex and others. Fits low profile steel 12" round clocks (LR-12XX).



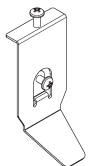
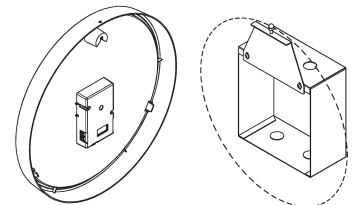
FR-12ADAPT-ST : Single Tab Mounting Adapter (Flush Steel)

Adapter plate allowing standard two tab mounting clocks to be used as single tab mounted clocks on clock boxes of other manufacturers like Simplex and others. Fits flush steel 12" round clocks (FR-12XX).



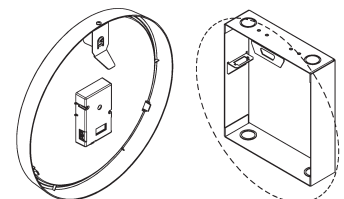
SRP-12ADAPT-NF : Flush Mount Adapter (Surface ABS)

Adapter plate allowing the Surface ABS case to mount to a National Time 143 Flush Clock Box. Typically used for clock replacements at existing flush mount clock locations. 143 Wall Box ordered separately (Part Number: 143).



SRP-12ADAPT-ST : Single Tab Mounting Bracket (Surface ABS)

This is a single tab bracket allowing the Surface ABS case to mount to wall boxes by other manufacturers such as Simplex and others.



SS-MOLEX HARNESS : Spectrum Series Molex Wire Harness

This wire harness plugs into the Spectrum Series Universal Clocks (SS-24V, SS-120V) and converts to a Molex style plug that is compatible with plugs used by other manufacturers. Includes both halves of harness when used for new installations.